

NE LINCOLNSHIRE JSNA INDICATOR SUMMARY

TITLE:	2.24 Injuries due to falls in people aged 65 and over
---------------	--

SUBTITLE:	<p>2.24i Emergency hospital admissions for falls injuries in persons aged 65 and over, directly age-sex standardised rate per 100,000</p> <p>2.24ii Emergency hospital admissions for falls injuries in persons aged 65 to 79, directly age-sex standardised rate per 100,000</p> <p>2.24iii Emergency hospital admissions for falls injuries in persons aged 80 and over, directly age-sex standardised rate per 100,000</p>
------------------	--

Domain:	Health Improvement
----------------	---------------------------

Frequency of Availability:	Annual
-----------------------------------	---------------

Time Period Of Data Analysis:	2013/14
--------------------------------------	----------------

AVAILABLE COMPARISONS

TYPE	AVAILABLE
National, Regional or Peer Group	Yes
Electoral Ward / NELCCG Practice	No
Neighbourhood	No
Socioeconomic Differences	No
Targets, Trends & Projections	Yes

KEY POINTS

+VE North East Lincolnshire has the lowest (best) rate in the Yorkshire and Humber region for emergency hospital admissions for falls injuries in those aged 65+ and 80+ and the 3rd lowest rate for those aged 65-79 years.

+VE The trend for emergency hospital admissions for falls injuries for all age bands (65+, 65-79 and 80+) are decreasing and are below (better) the regional and national rates.

DESCRIPTION

Falls are the largest cause of emergency hospital admissions for older people, and significantly impact on long term outcomes, e.g. being a major precipitant of people moving from their own home to long-term nursing or residential care.

The highest risk of falls is in those aged 65 and above and it is estimated that about 30% people (2.5 million) aged 65 and above living at home and about 50% of people aged 80 and

NE LINCOLNSHIRE JSNA INDICATOR SUMMARY

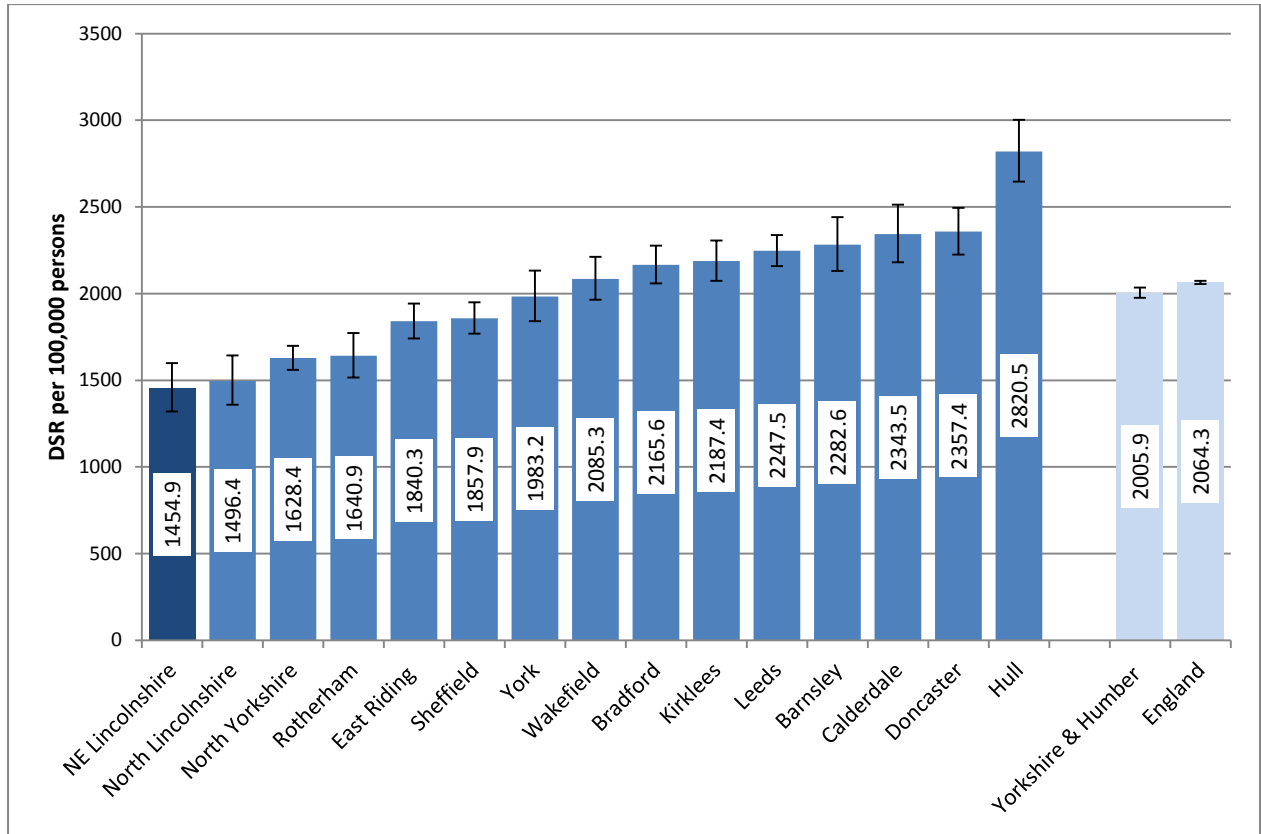
above living at home or in residential care will experience an episode of fall at least once a year. Falls that result in injury can be very serious - approximately 1 in 20 older people living in the community experience a fracture or need hospitalisation after a fall. Falls and fractures in those aged 65 and above account for over 4 million bed days per year in England alone, at an estimated cost of £2 billion (Public Health Outcomes Framework).

2.24i Emergency hospital admissions for falls injuries in persons aged 65 and over, directly age-sex standardised rate per 100,000

NATIONAL & REGIONAL

North East Lincolnshire has the lowest (best) rate in the Yorkshire and Humber region for emergency hospital admissions for falls injuries in those aged 65 and over. With a rate of 1454.9/100,000 North East Lincolnshire is statistically significantly lower than the England rate of 2065.3/100,000 and the Yorkshire and Humber rate of 2005.9/100,000, see Figure 1.

Figure 1 Emergency hospital admissions for falls injuries in persons aged 65 and over, directly age-sex standardised rate per 100,000, local authorities in the Yorkshire and Humber region, 2013/14



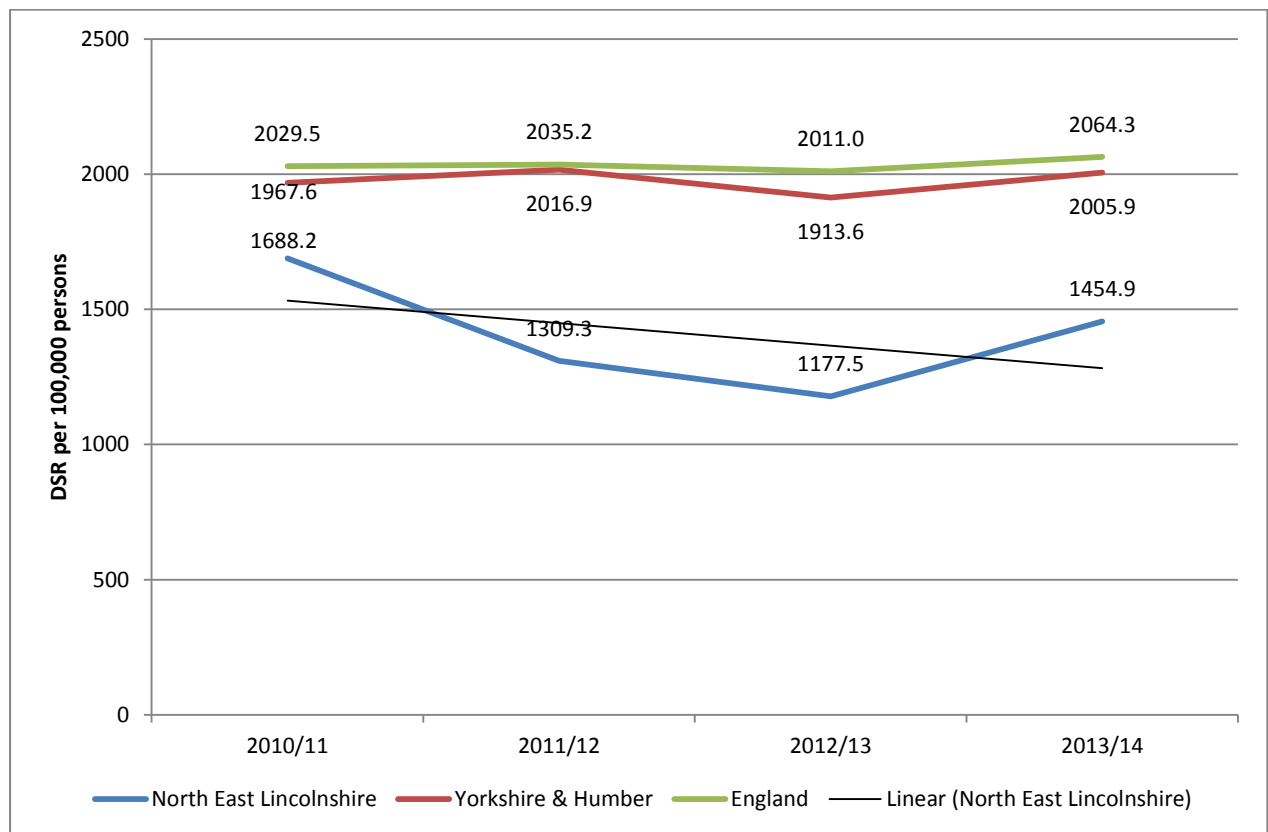
Source: Public Health England

NE LINCOLNSHIRE JSNA INDICATOR SUMMARY

TRENDS

Over the last four years the local trend for emergency falls injury admissions in the 65 and over has fluctuated but shown an overall decrease, see Figure 2. Each year North East Lincolnshire has remained statistically significantly lower than the regional and national rates.

Figure 2 Emergency hospital admissions for falls injuries in persons aged 65 and over, directly age-sex standardised rate per 100,000, trend



Source: Public Health England

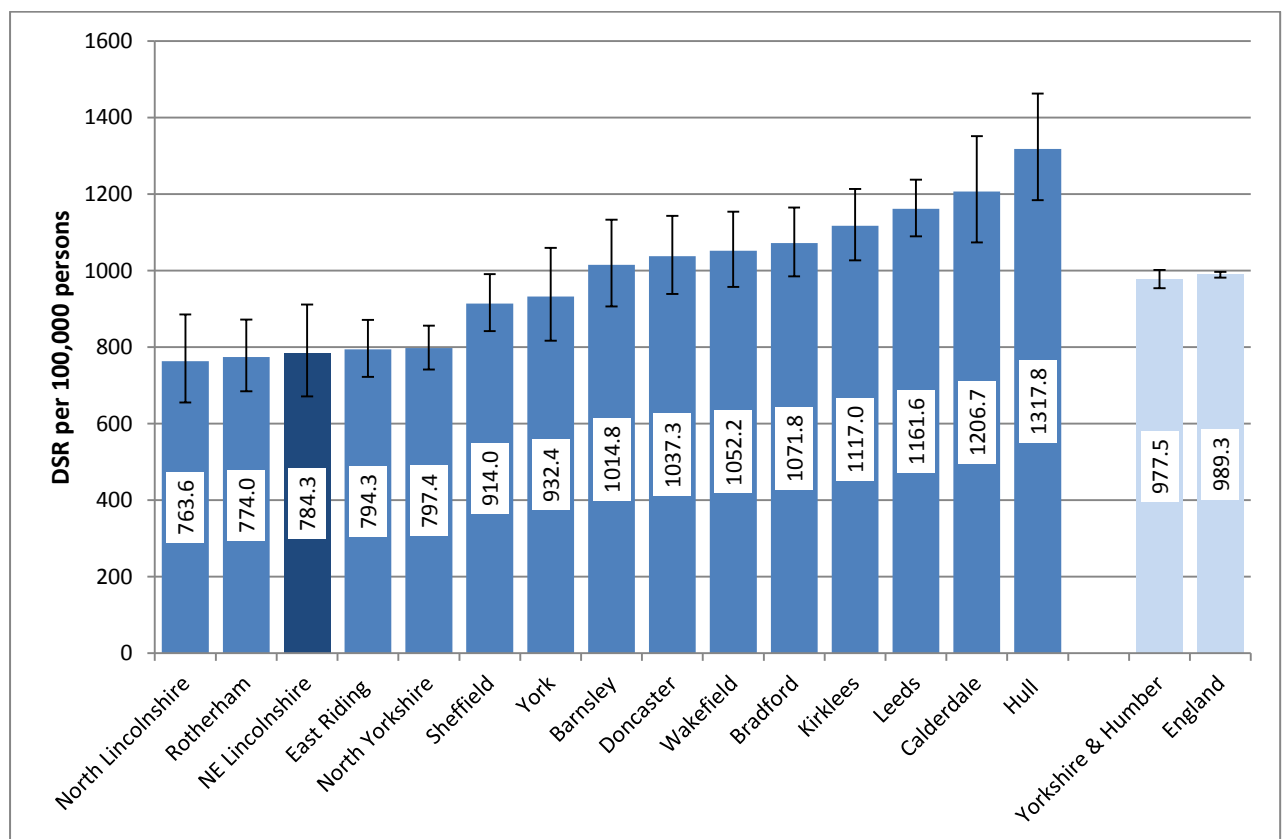
NE LINCOLNSHIRE JSNA INDICATOR SUMMARY

2.24ii Emergency hospital admissions for falls injuries in persons aged 65 to 79, directly age-sex standardised rate per 100,000

NATIONAL & REGIONAL

North East Lincolnshire has the third lowest (best) emergency admissions rate of falls injuries in adults aged 65 to 79 years in the Yorkshire and Humber region. With a rate of 784.3/100,000 North East Lincolnshire is statistically significantly lower than the Yorkshire and Humber rate of 977.5/100,000 and the England rate of 989.3/100,000, see Figure 3.

Figure 3 Emergency hospital admissions for falls injuries in persons aged 65 to 79, directly age-sex standardised rate per 100,000, local authorities in the Yorkshire and Humber region, 2013/14



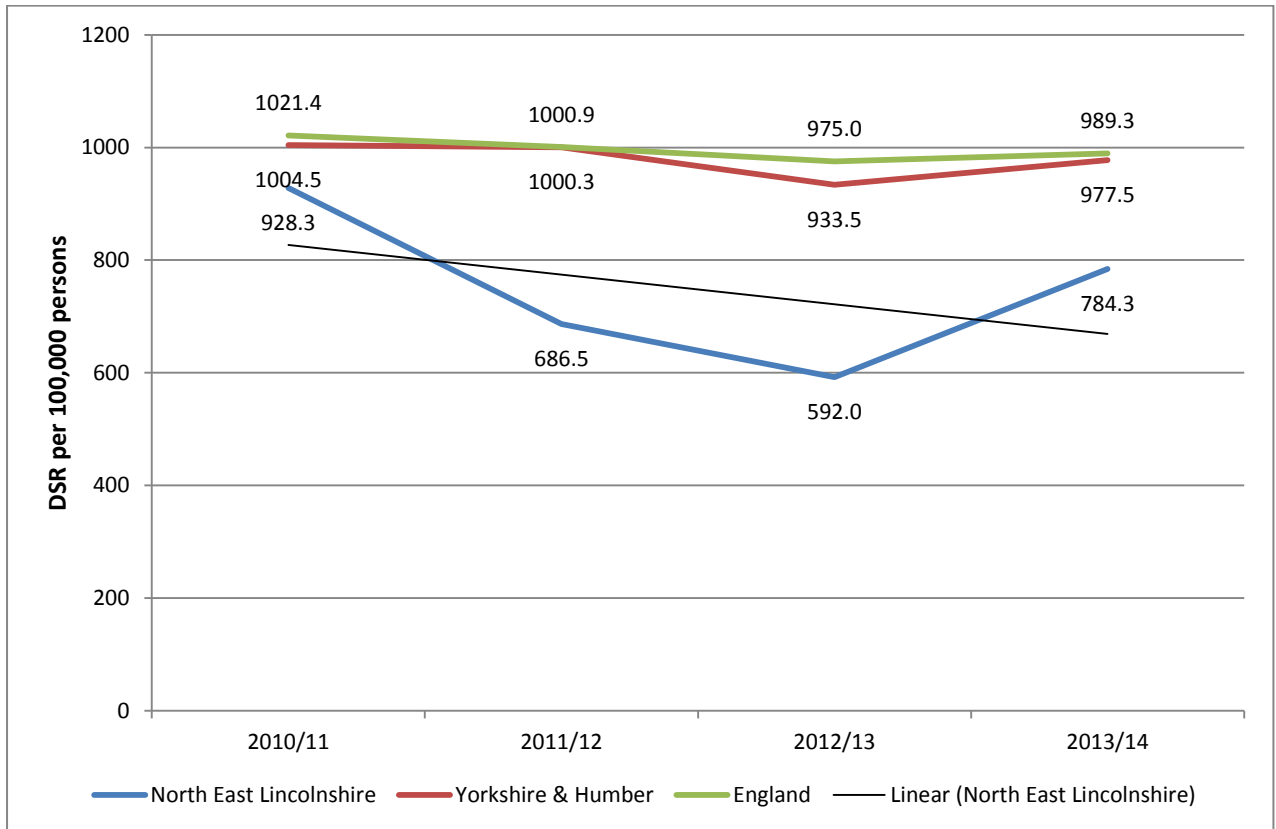
Source: Public Health England

NE LINCOLNSHIRE JSNA INDICATOR SUMMARY

TRENDS

The North East Lincolnshire trend for emergency hospital admissions for injuries from falls in adults aged 65 to 79 has fluctuated over the last 4 years from a high of 928.3/100,000 in 2010/11 to a low of 592.0/100,000 in 2012/13 see Figure 4. The North East Lincolnshire rate has remained lower than the national and regional rates each year and were significantly lower in the last 3 years.

Figure 4 Emergency hospital admissions for falls injuries in persons aged 65 to 79, directly age-sex standardised rate per 100,000, trend



Source: Public Health England

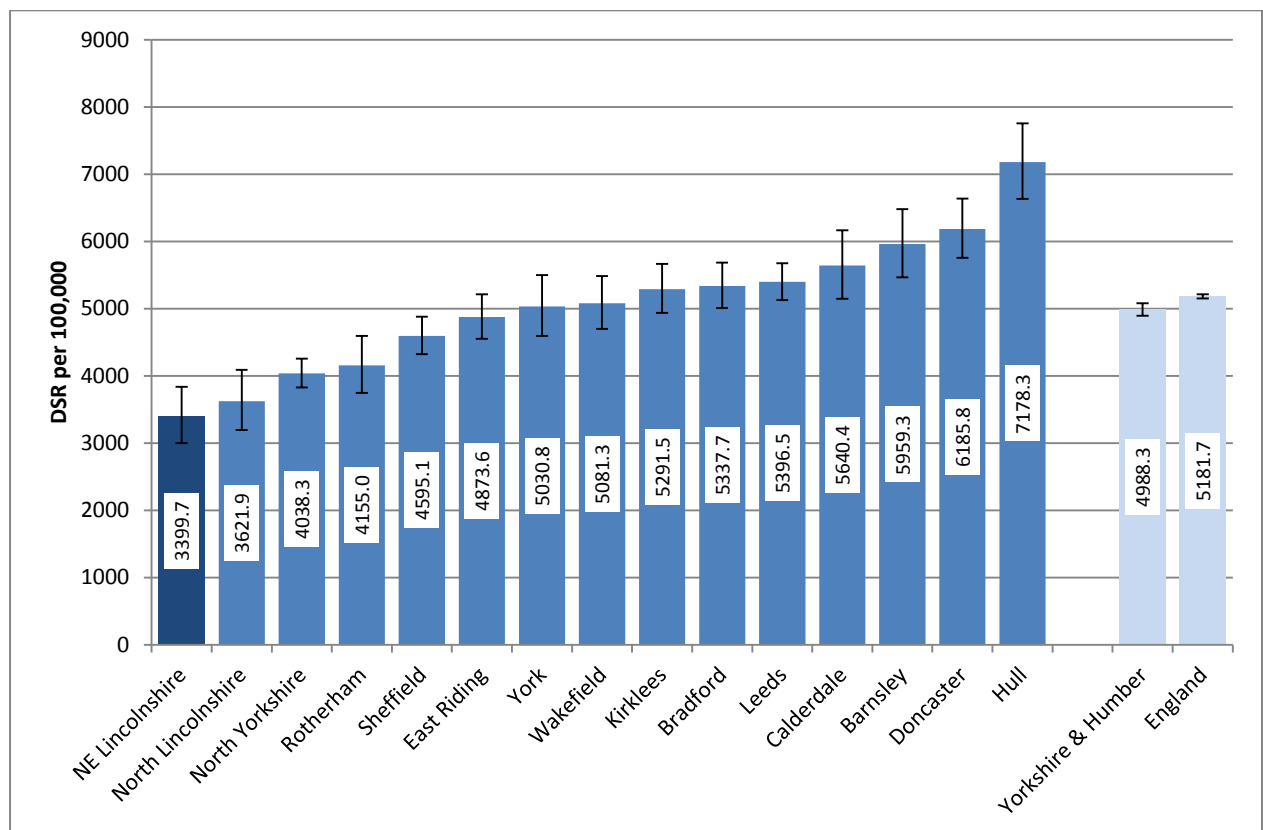
NE LINCOLNSHIRE JSNA INDICATOR SUMMARY

2.24iii Emergency hospital admissions for falls injuries in persons aged 80 and over, directly age-sex standardised rate per 100,000

NATIONAL & REGIONAL

North East Lincolnshire has the lowest (best) emergency hospital admissions rate for persons aged 80 and over for injuries from falls in the Yorkshire and Humber region. With a rate of 3399.7/100,000 North East Lincolnshire is statistically significantly lower than the Yorkshire and Humber rate of 4988.3/100,000 and the England rate of 5181.7/100,000, see Figure 5.

Figure 5 Emergency hospital admissions for falls injuries in persons aged 80+, directly age-sex standardised rate per 100,000, local authorities in the Yorkshire and Humber region, 2013/14



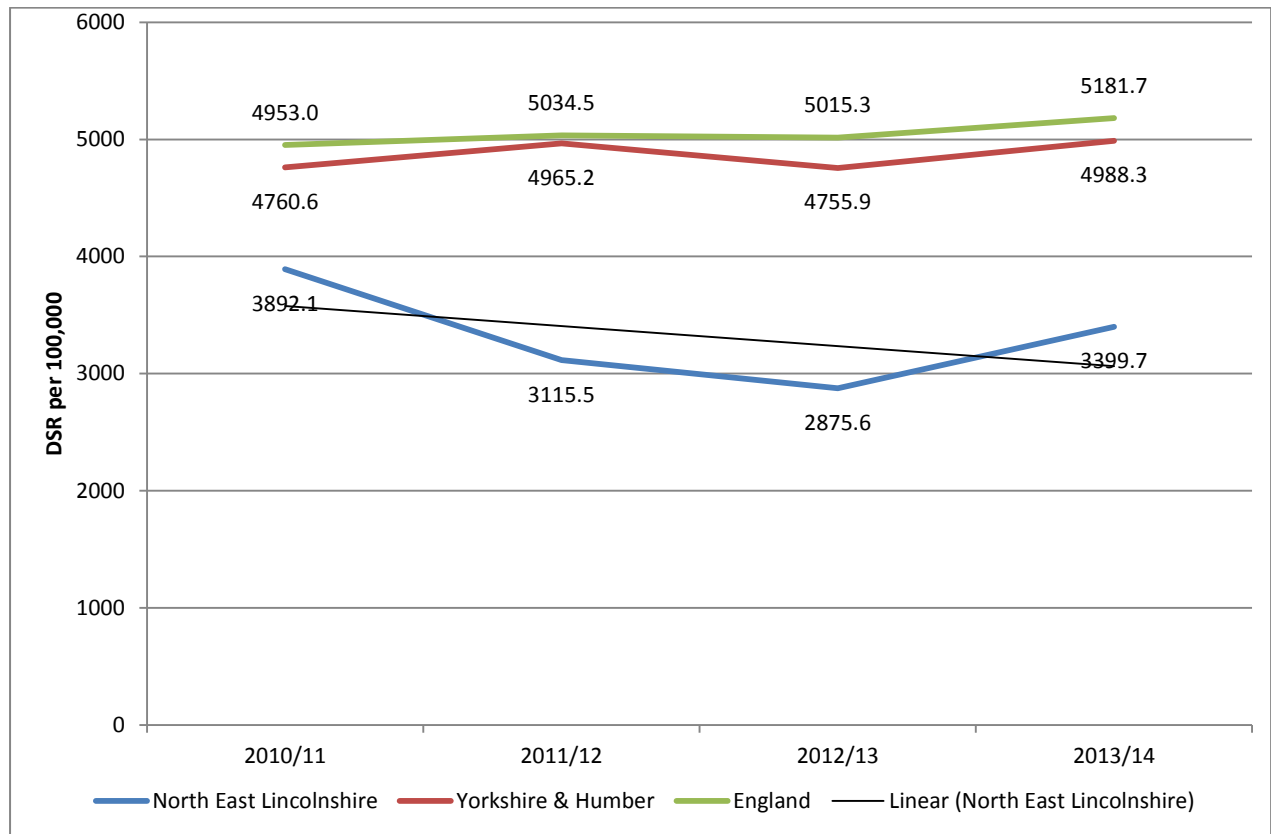
Source: Public Health England

NE LINCOLNSHIRE JSNA INDICATOR SUMMARY

TRENDS

The North East Lincolnshire rates for emergency hospital admissions from falls injuries has remained statistically significantly lower than the regional and national rates for the four years shown in Figure 6. Although the North East Lincolnshire trend has fluctuated it has overall decreased.

Figure 6 Emergency hospital admissions for falls injuries in persons aged 80+, directly age-sex standardised rate per 100,000, trend



Source: Public Health England

Public Data Sources:	http://fingertips.phe.org.uk/
-----------------------------	---