

# NE LINCOLNSHIRE JSNA INDICATOR SUMMARY

<b>TITLE:</b>	Take up of the NHS Health Check programme
---------------	---

<b>SUBTITLE:</b>	<p>2.22iii Cumulative percentage of eligible population aged 40-74 offered an NHS Health Check in the five year period 2013/14 - 2017/18 (Replaces indicator 2.22i)</p> <p>2.22iv Cumulative percentage of eligible population aged 40-74 offered an NHS Health Check who received an NHS Health Check in the five year period 2013/14 - 2017/18. (Replaces indicator 2.22ii)</p> <p>2.22v Cumulative percentage of eligible population aged 40-74 who received an NHS Health Check in the five year period 2013/14 – 2017/18.</p>
------------------	--

<b>Domain:</b>	Health Improvement
----------------	--------------------

<b>Frequency of Availability:</b>	Quarterly
-----------------------------------	-----------

<b>Time Period Of Data Analysis:</b>	2013/14 Regional
--------------------------------------	------------------

## AVAILABLE COMPARISONS

TYPE	AVAILABLE
National, Regional or Peer Group	Yes
Electoral Ward / NELCCG Practice	No
Neighbourhood	No
Socioeconomic Differences	No
Targets, Trends & Projections	Yes

## KEY POINTS

<b>+ve</b>	North East Lincolnshire has the fifth highest percentage for NHS Health Checks offered to persons aged 40-74 in the Yorkshire and Humber region.
<b>-ve</b>	Uptake of NHS Health Checks amongst those offered an check in North East Lincolnshire was lower than the Yorkshire and Humber region.
<b>+ve</b>	Overall NHS Health Check uptake in North East Lincolnshire are higher than the Yorkshire and Humber region.
<b>-ve</b>	Progress against the 20% yearly target does not appear to be being achieved.

## DESCRIPTION

Local authorities in England have a legal duty to deliver the NHS Health Check programme to 100% of the eligible population over a five year period and to achieve continuous

# NE LINCOLNSHIRE JSNA INDICATOR SUMMARY

improvement in uptake. Data collected for this indicator provides information on the NHS Health Checks offered and those taken up, providing an indication of reach and accessibility.

The latest Public Health Outcomes Framework technical guidance identifies that the previous Health Check indicators (2.22i and 2.22ii) have now been superseded so the reported data is now cumulative and no longer required to be reported quarterly. An additional indicator has also been added to this outcome (2.22v) to track cumulative uptake of the Health Check programme over the 5 year target period.

## **2.22iii Cumulative percentage of eligible population aged 40-74 offered an NHS Health Check in the five year period 2013/14 - 2017/18 (Replaces indicator 2.22i)**

Numerator: Number of people aged 40-74 eligible for an NHS Health Check who were offered an NHS Health Check in the five year period

Denominator: Number of people aged 40-74 eligible for an NHS Health Check in the five year period.

## **2.22iv Cumulative percentage of eligible population aged 40-74 offered an NHS Health Check who received an NHS Health Check in the five year period 2013/14 - 2017/18. (Replaces indicator 2.22ii)**

Numerator: Number of people aged 40-74 eligible for an NHS Health Check who have received an NHS Health Check in the five year period

Denominator: Number of people aged 40-74 eligible for an NHS Health Check.

## **2.22v Cumulative percentage of eligible population aged 40-74 who received an NHS Health Check in the five year period 2013/14 – 2017/18.**

Numerator: Number of people aged 40-74 eligible for an NHS Health Check who received an NHS Health Check in the five year period

Denominator: Number of people aged 40-74 eligible for an NHS Health Check in the five year period.

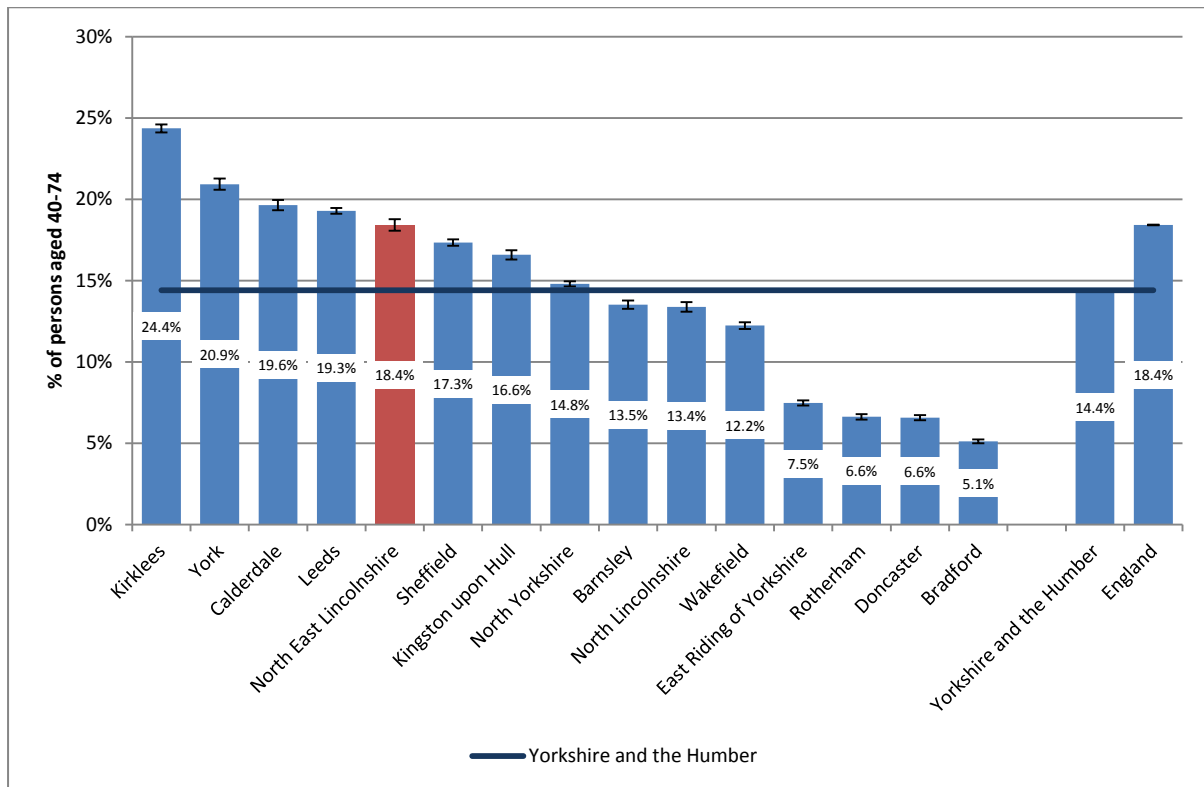
## **NATIONAL, REGIONAL OR PEER GROUP**

## **2.22iii Cumulative percentage of eligible population aged 40-74 offered an NHS Health Check in the five year period 2013/14 - 2017/18**

North East Lincolnshire has so far offered an NHS Health Check to 18.4% of the population aged 40-74 which is the fifth highest percentage in the Yorkshire and Humber region. North East Lincolnshire is statistically significantly higher than the Yorkshire and Humber regional percentage of 14.4% and is similar to that of the national percentage of 18.4%, as shown in Figure 1.

Figure 1 Cumulative percentage of eligible population aged 40-74 offered an NHS Health Check in the five year period 2013/14 - 2017/18, for Yorkshire and Humber region, as of quarter 2 2014/15

# NE LINCOLNSHIRE JSNA INDICATOR SUMMARY



Source: Public Health England, 2015

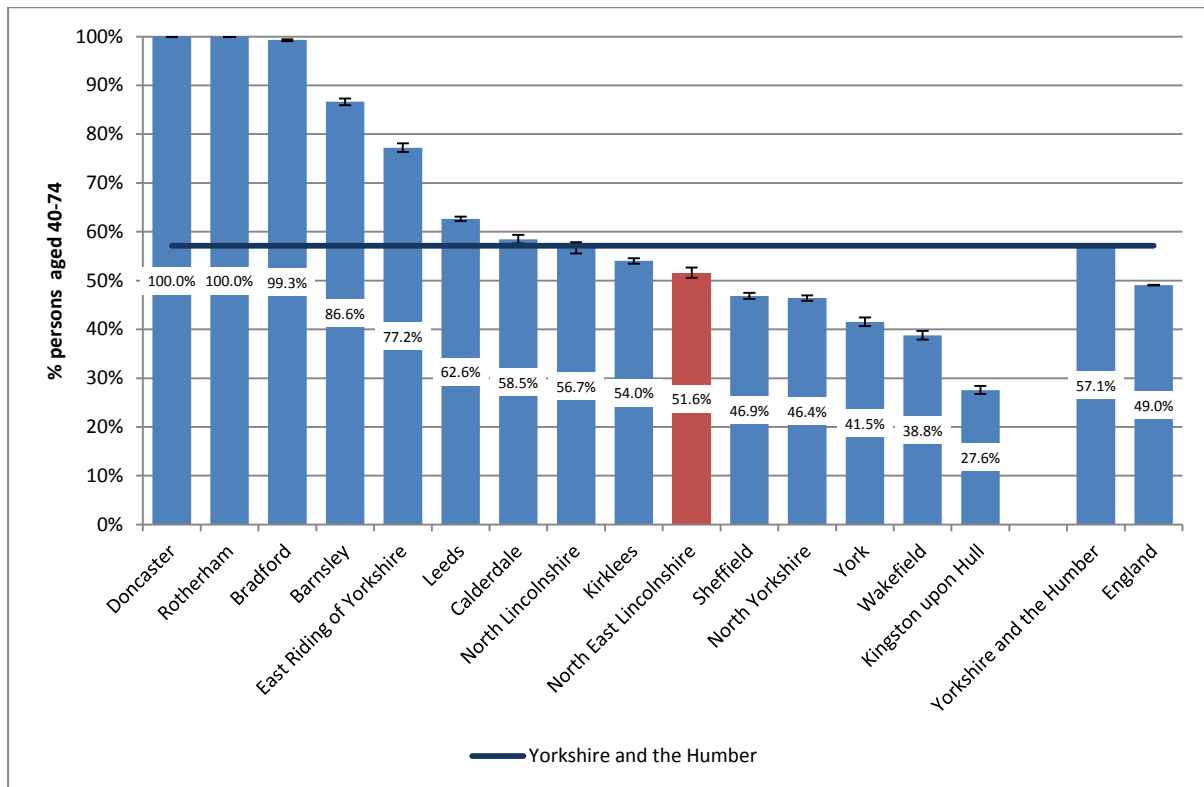
## 2.22iv Cumulative percentage of eligible population aged 40-74 offered an NHS Health Check who received an NHS Health Check in the five year period 2013/14 - 2017/18

The uptake of the Health Checks of those who are offered a Health Check in North East Lincolnshire is slightly lower than the Yorkshire and Humber region with an uptake of 51.6% compared to 57.1% and was the ninth worst local authority in the region (see Figure 2). When percentage uptake of Health Checks is compared against invites (Figure 2 and As of quarter 2 2014/15 the cumulative percentage of NHS Health Checks in North East Lincolnshire is 9.5%, significantly higher than the regional and national uptakes of 8.24% and 9.03%) respectively. Although it appears for the two previous indicators that the targeted approach to Health Checks generates a higher uptake amongst those offered, a higher invitation percentage appears to link to a higher overall uptake.

Figure 3) it is apparent that in areas where invites are lower the uptake is considerably higher. This may suggest that despite invites being lower in some areas, they are being much more targeted in their approach to increasing NHS Health Check uptake.

Figure 2 Cumulative percentage of eligible population aged 40-74 offered an NHS Health Check who received an NHS Health Check in the five year period 2013/14 - 2017/18, for Yorkshire and Humber region, as of quarter 2 2014/15

# NE LINCOLNSHIRE JSNA INDICATOR SUMMARY



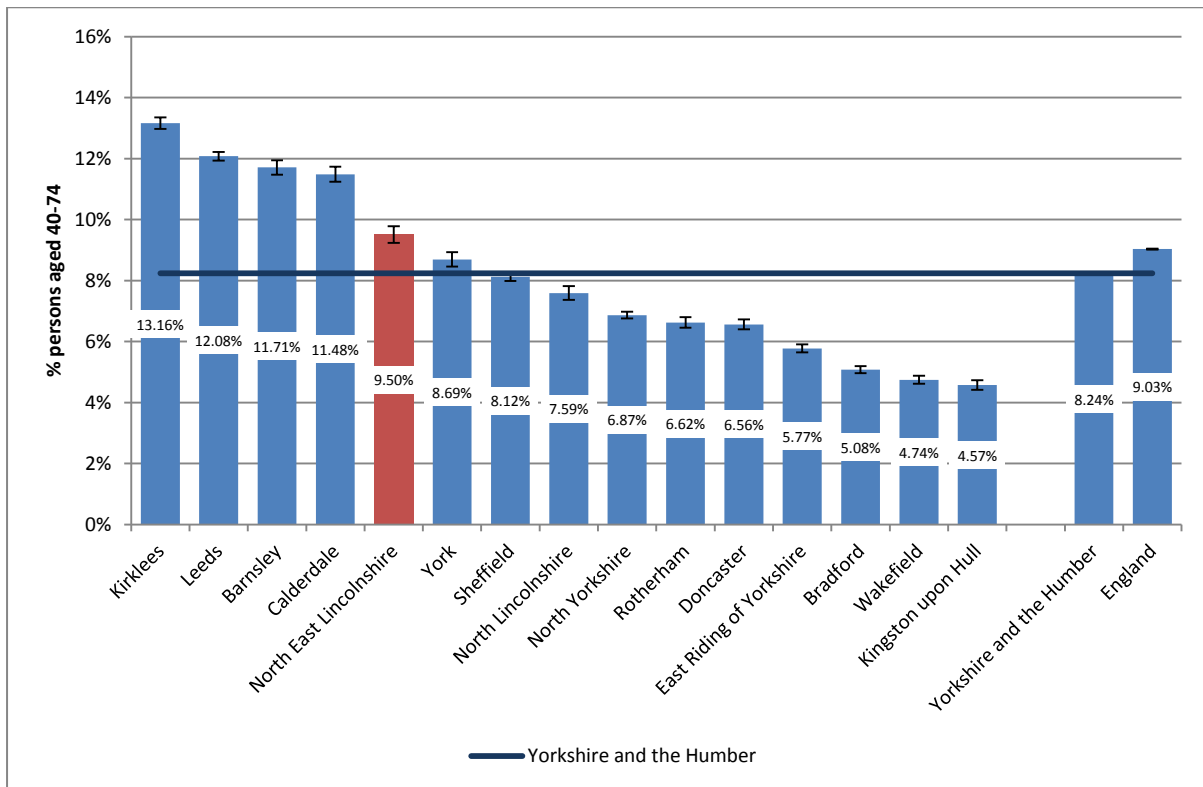
Source: Public Health England, 2015

## 2.22v Cumulative percentage of eligible population aged 40-74 who received an NHS Health Check in the five year period 2013/14 – 2017/18.

As of quarter 2 2014/15 the cumulative percentage of NHS Health Checks in North East Lincolnshire is 9.5%, significantly higher than the regional and national uptakes of 8.24% and 9.03% respectively. Although it appears for the two previous indicators that the targeted approach to Health Checks generates a higher uptake amongst those offered, a higher invitation percentage appears to link to a higher overall uptake.

Figure 3 Cumulative percentage of eligible population aged 40-74 who received an NHS Health Check in the five year period 2013/14 – 2017/18, for Yorkshire and Humber region, as of quarter 2 2014/15

# NE LINCOLNSHIRE JSNA INDICATOR SUMMARY



Source: Public Health England, 2015

## TRENDS, TARGETS & PROJECTIONS

It is hoped that offering the NHS Health Check programme to around 20% of the eligible population each year so that delivery to 100% of the eligible population can be achieved over five years, and securing high uptake is important to prevent people developing vascular disease and to identify early signs of poor health leading in turn to opportunities for early intervention and for driving down health inequalities.

Progress against the 20% yearly target does not appear to be being achieved anywhere in the Yorkshire and Humber region although North East Lincolnshire is amongst the highest in the region.

**Public Data Sources:**

<http://fingertips.phe.org.uk/>