

NE LINCOLNSHIRE JSNA INDICATOR SUMMARY

TITLE:	Domestic Abuse
---------------	-----------------------

SUBTITLE:	1.11 Rate of Domestic Abuse incidents reported to the police per 1,000 population
------------------	--

Domain:	Improving the wider determinants of health
----------------	--

Frequency of Availability:	Annually
-----------------------------------	----------

Time Period Of Data Analysis:	2010/11 to 2012/13 (National & Regional)
--------------------------------------	--

AVAILABLE COMPARISONS

TYPE	AVAILABLE
National, Regional or Peer Group	Yes
Electoral Ward / NELCCG Practice	Yes
Neighbourhood	No
Socioeconomic Differences	Yes
Targets, Trends & Projections	No

KEY POINTS

+ve	Number of reported domestic violence incidents to the Police have generally decreased since 2008
+ve	No reported domestic violence related deaths in North East Lincolnshire between 2008 and 2013
+ve	Domestic violence crimes determined to be 'under the influence of alcohol and/or drugs' is decreasing
o	Highest number/proportion of report incidents occur in the summer months
o	Male perpetrators aged 20-29 years account for the largest proportion of reported incidents
o	Females aged 15-19 and 35-44 are more likely to perpetrate domestic violence than any other female age group; but this is still significantly lower than male perpetrators
-ve	Domestic violence with injury is increasing
-ve	Serious sexual assaults have increased in recent years
-ve	The proportion of repeat domestic violence victimisation has increased significantly since 2008/09; mirroring the Humberside trend
-ve	Number of MARAC new cases has increased since 2012/13
-ve	Number of 'new cases' seen by IDVA's and ISVA's are increasing in North East Lincolnshire

NE LINCOLNSHIRE JSNA INDICATOR SUMMARY

DESCRIPTION

Domestic abuse incidents are defined as any incidence of threatening behaviour, violence or abuse (psychological, physical, sexual, financial or emotional) between adults, aged 18 and over, who are or have been intimate partners or family members, regardless of gender or sexuality.

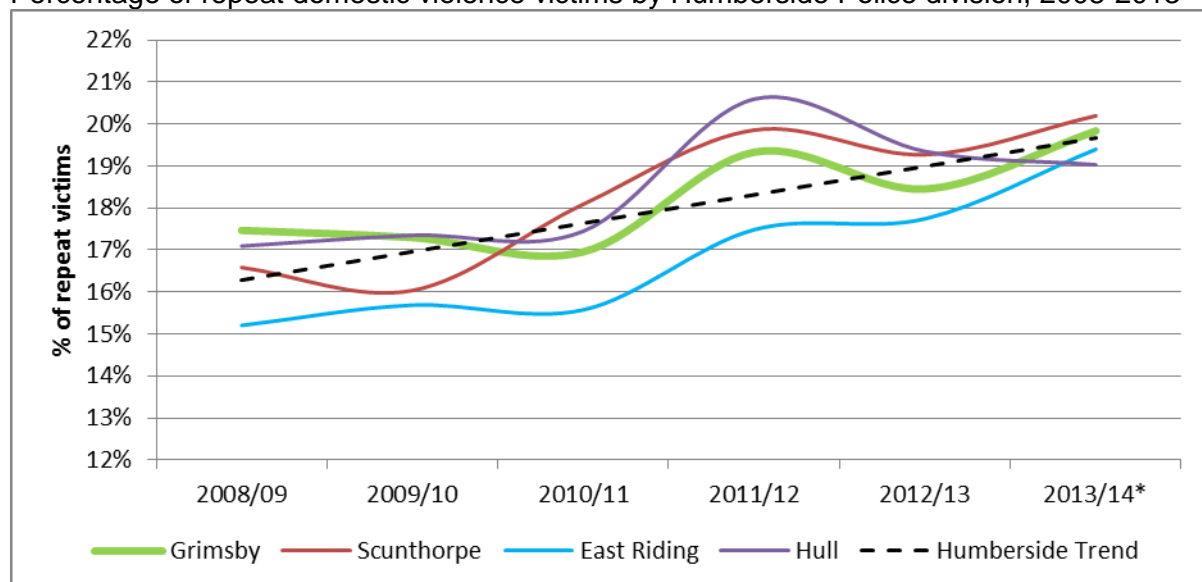
The current methodology for calculating the indicator within North East Lincolnshire is based on sub-regional areas and not at local authority level. Therefore the North East Lincolnshire crude rate of domestic abuse incidents is an aggregation of the four local authorities in the Humberside area. This aggregation is likely to have skewed the rate for North East Lincolnshire. However, in 2014, the North East Lincolnshire Public Health department undertook a comprehensive review of the local domestic violence which included comprehensive analysis of numerous dataset (Police records, MARAC cases, Victim Support, Probation Trust). This needs assessment offers a more substantial and robust snapshot of domestic abuse in North East Lincolnshire than the current public health outcomes framework indicator methodology.

NATIONAL, REGIONAL OR PEER GROUP

The crude aggregated rate of domestic abuse incidents in Humberside sub-region for 2012/13 was 20.59 per 1,000 compared to the England national rate of 18.77 per 1,000. The Humberside rate which is an aggregation of North East Lincolnshire, North Lincolnshire, Kingston upon Hull and the East Riding has shown a reduction in the number of domestic abuse incidents since 2010/11.

The proportion of repeat victims of domestic abuse has increased considerable across the Humberside Police Division. Although North East Lincolnshire has not increased as significantly as other LA's within the Humberside area, repeat victimisation has increased from 17.5% in 2009/09 to 19.8% in 2013/14 locally; fluctuating above and below the Humberside average for the previous 5 years.

Percentage of repeat domestic violence victims by Humberside Police division, 2008-2013



NORTH EAST LINCOLNSHIRE

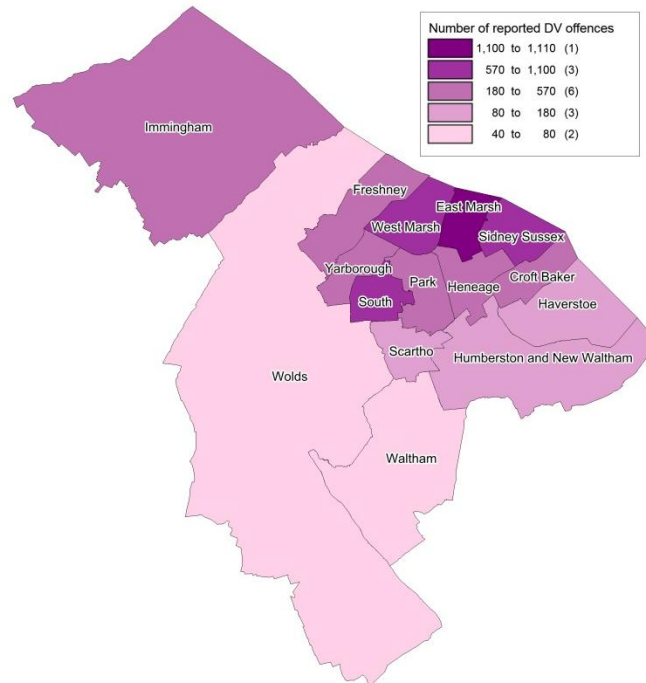
Electoral Wards / NELCCG Practices

Humberside Police data shows that the vast majority of domestic violence reported offences (57%) occur in 4 of the local authorities 15 wards (as shown in the map below); East Marsh,

NE LINCOLNSHIRE JSNA INDICATOR SUMMARY

South, West Marsh, and Sidney Sussex. Between 2008 and 2013 Wolds and Waltham wards each accounted for less than 1% of all reported domestic violence offences in North East Lincolnshire. Underreporting of incidents in more affluent areas of North East Lincolnshire is likely to affect distribution of domestic violence incidents amongst wards.

Location of reported DV incidents in NEL by ward, 2008-2013



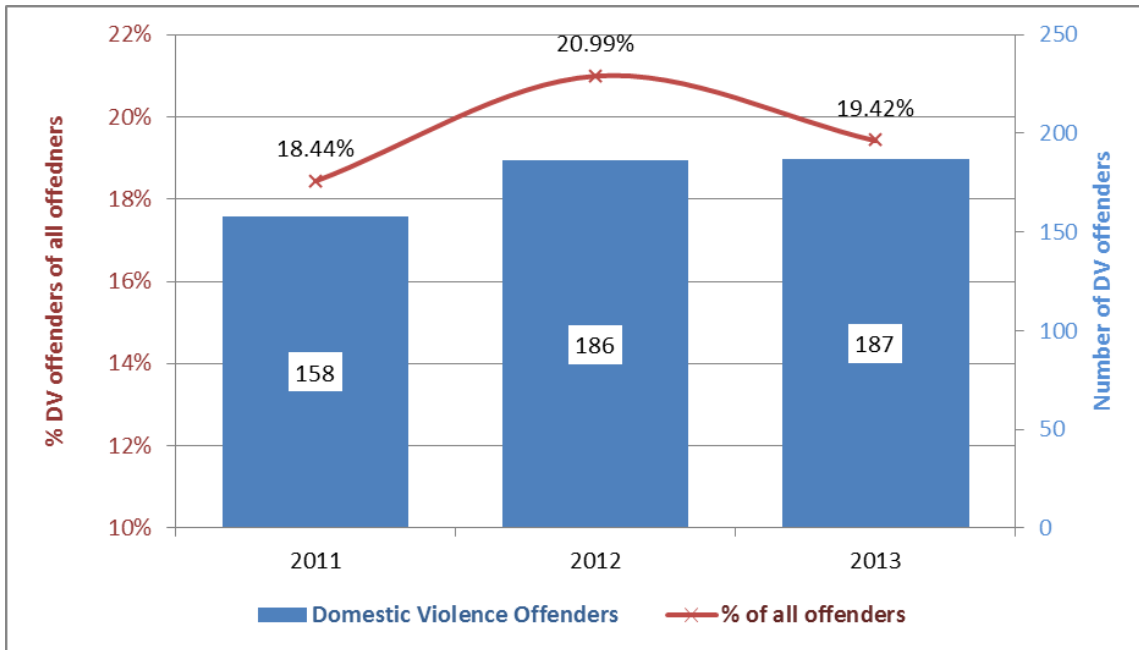
Source: Police Crime Data 2008-2013

Humberstone Police crime data for 2008 to 2013 shows that 86.2% of suspects and offenders of domestic violence were males and 13.7% were females. This distribution of crimes attributable to males and females has stayed relatively unchanged for the reported years.

The number of domestic violence offenders in the probation service has increased by approximately 18% (from 158 to 187 offenders) between 2011 and 2013 however, as shown in the chart below, the proportion of domestic violence offenders (as a percentage of all offenders) has stayed relatively constant for the 3 years of data provided. On average 19.6% of all offenders in probation are related to domestic violence offences.

Number/Percentage of domestic violence offenders on probation in NEL, 2011-2013

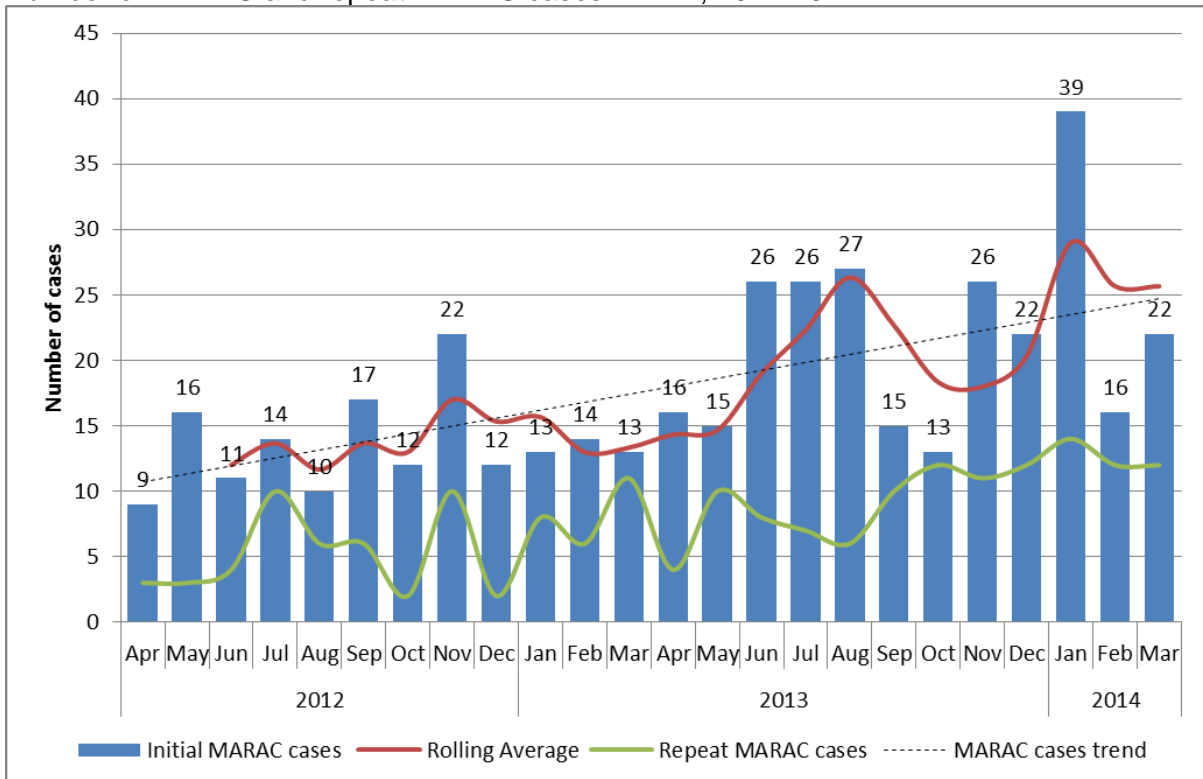
NE LINCOLNSHIRE JSNA INDICATOR SUMMARY



Source: Humberside Probation Trust, 2011-2013

The number of MARAC cases in North East Lincolnshire has increased considerably between 2012/13 and 2013/14 despite end of year figures for 2013/14 not being finalised. There was a 61.3% increase in the number of MARACs in the last two reported years as shown in the chart below. The increase in MARAC cases may be a result of improved reporting from all referral agencies as well as a better quality risk assessment process. The chart also shows that the number of repeat MARAC cases has also increased considerably between 2012/13 and 2013/14. The repeat victimisation rate based on a 12 month rolling average of total victims and repeat victims at the end of March 2014 was 30.6%.

Number of MARAC and repeat MARAC cases in NEL, 2012-2014

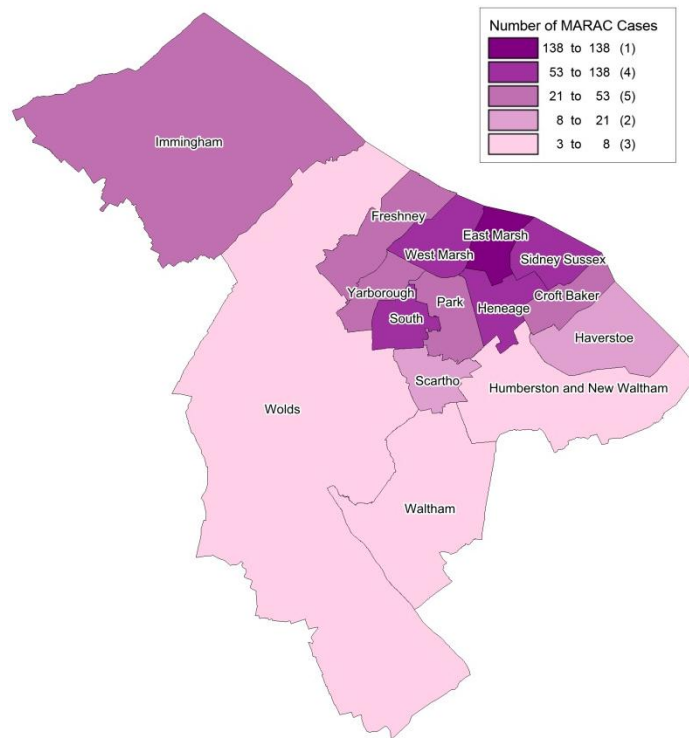


NE LINCOLNSHIRE JSNA INDICATOR SUMMARY

Source: North East Lincolnshire MARAC, 2012-2014

The vast majority of referrals to MARAC are made by Humberside Police through the Domestic Violence Liaison Worker and the Domestic Violence Unit. Over a quarter of all MARAC cases in North East Lincolnshire originated in the East Marsh ward; Sidney Sussex, West Marsh and Heneage all accounted for over 10% each of MARAC cases. Wolds, Waltham and Humberston & New Waltham had the lowest number of MARAC cases.

Number of MARAC cases by ward in NEL, 2012-2014



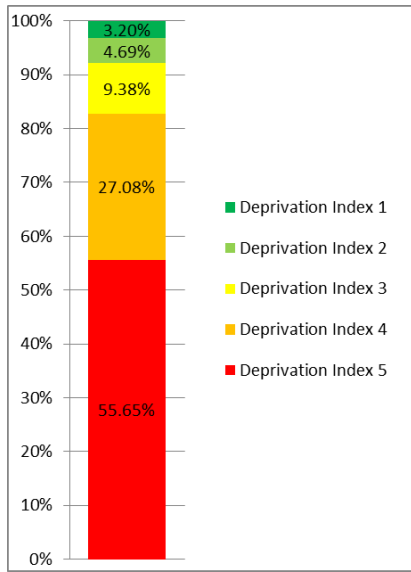
Source: North East Lincolnshire MARAC, 2012-2014

Socioeconomic Differences

The majority of offenders in contact with the Humberside Probation Trust (55.7%) of domestic violence live in the most deprived postcodes of North East Lincolnshire.

Deprivation index of DV offender addresses in Probation Service in NEL, 2011-2013

NE LINCOLNSHIRE JSNA INDICATOR SUMMARY



Source: Humberside Probation Trust, 2011-2013

TRENDS, TARGETS & PROJECTIONS

It is widely acknowledged that domestic abuse is considerably underreported. However, recent improvements in awareness raising, improved referral pathways and improved services for victims of domestic abuse will give victims more confidence to report abuse. Therefore domestic abuse incidents are likely to continue to increase nationally, regionally and locally in North East Lincolnshire.

**Public Data
Sources:**

<http://www.phoutcomes.info>
<http://www.nelincsdata.net/IAS/strategicassessment>