

NE LINCOLNSHIRE JSNA INDICATOR SUMMARY

TITLE:	Adults with a learning disability/in contact with secondary mental health services who live in stable and appropriate accommodation
---------------	--

SUBTITLE:	1.6 People with Mental Illness and/or Disability in Settled Accommodation
------------------	--

Domain:	Domain 1: Improving the wider determinants of health
----------------	---

Frequency of Availability:	New Indicator under the Public Health Framework
-----------------------------------	---

Time Period Of Data Analysis:	(i)2008/09 to 2013/14 (National & Regional)
--------------------------------------	---

Links (Other Indicators, Plans, Assessments):	
--	--

AVAILABLE COMPARISONS

TYPE	AVAILABLE
National, Regional or Peer Group	Yes
Electoral Ward	No
Neighbourhood	No
Socioeconomic Differences	No
Targets, Trends & Projections	No

KEY POINTS

+ve For LD residents we have seen continued improvement on this indicator over the last 5 years resulting in a rise from our initial baseline of 32% in 2008/09 to 76% in 2013/14.

-ve Patients with MH, performance has dropped notably from 2011-12 to 2012-13 although recording rates are reported to have increased.

DESCRIPTION

Maintaining settled accommodation and providing social care in this environment promotes personalisation and quality of life, prevents the need to readmit people into hospital or more costly residential care and ensures a positive experience of social care.

The indicator is split up into two areas:

- Percentage of adults with learning disabilities known to social care services who are assessed and reviewed during the year and were in settled accommodation at the time of their latest review

NE LINCOLNSHIRE JSNA INDICATOR SUMMARY

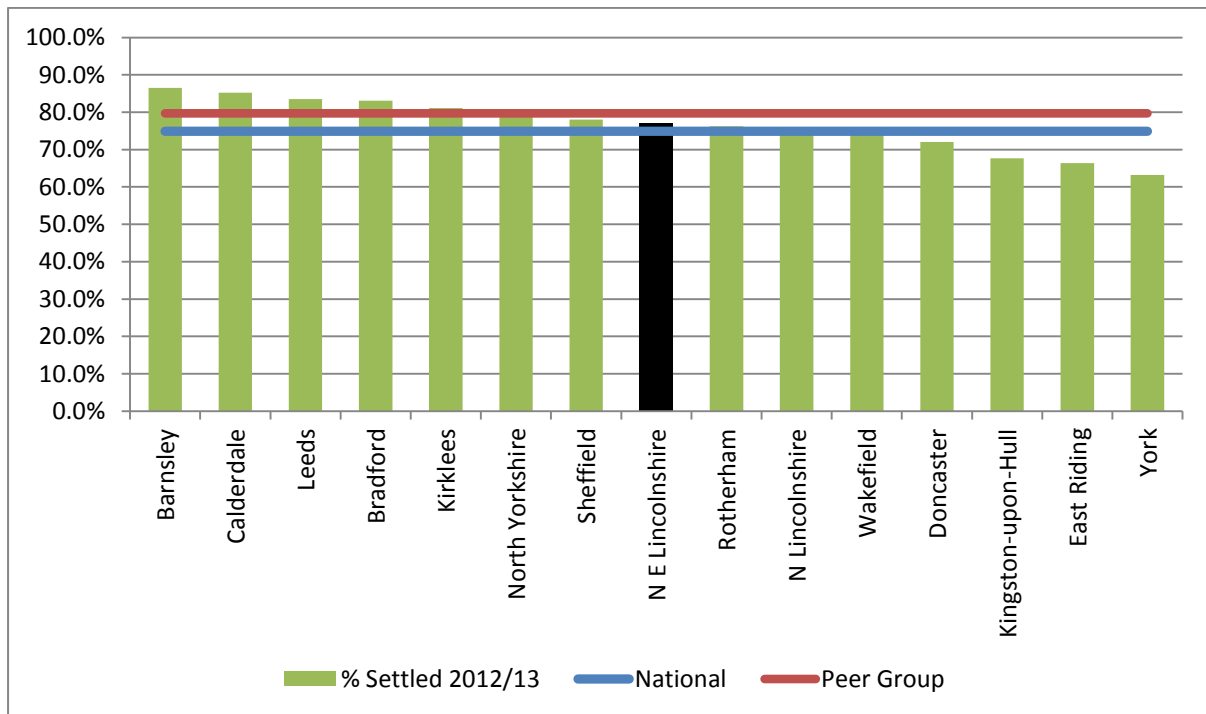
- Percentage of adults receiving secondary mental health services known to be in settled accommodation at the time of their most recent assessment, formal review or multi-disciplinary care planning meeting.

NATIONAL, REGIONAL OR PEER GROUP

Due to the limited data available for both LD and MH areas, it has not been possible to include confidence values.

In figure one NELC are the eighth highest council in the peer region to have residents with Learning Disabilities in settled accommodation (75.8%). NELC are also just above National percentages.

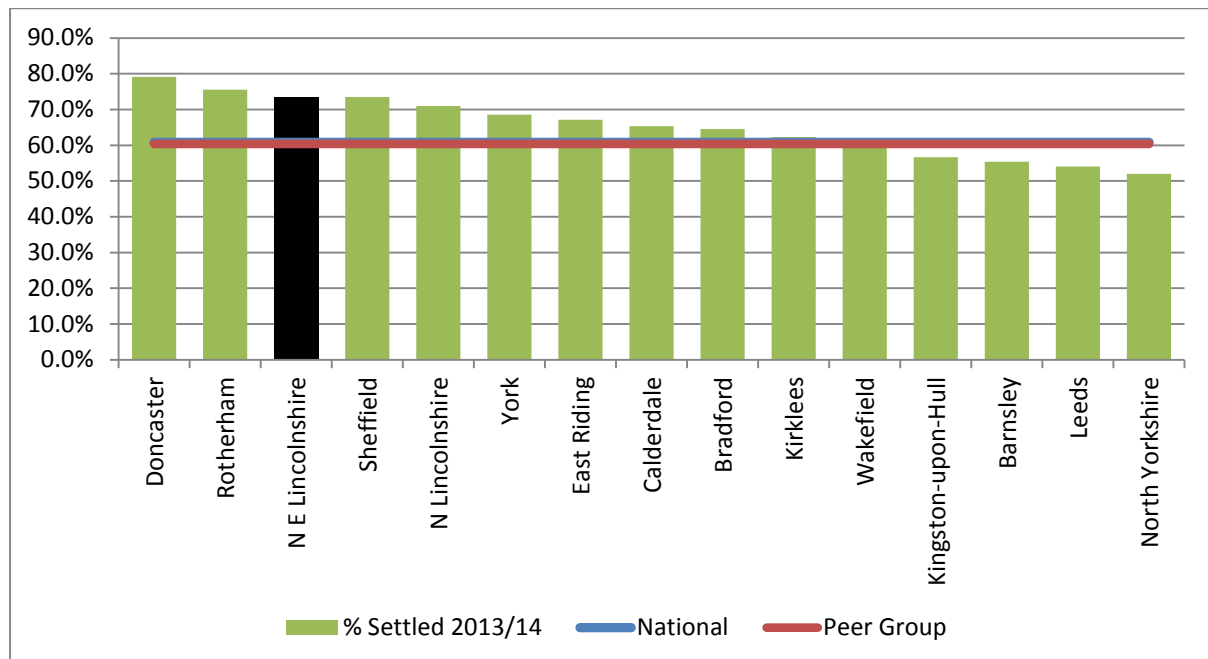
Figure 1 Percentage of adults known to social care services as being in settled accommodation



Data Source: ASC Combined Activity Return (ASC-CAR), Health & Social Care Information Centre (HSCIC)

NE LINCOLNSHIRE JSNA INDICATOR SUMMARY

Figure 2 Percentage of adults receiving MH services known to be in settled accommodation



Data Source: ASC Combined Activity Return (ASC-CAR), Health & Social Care Information Centre (HSCIC)

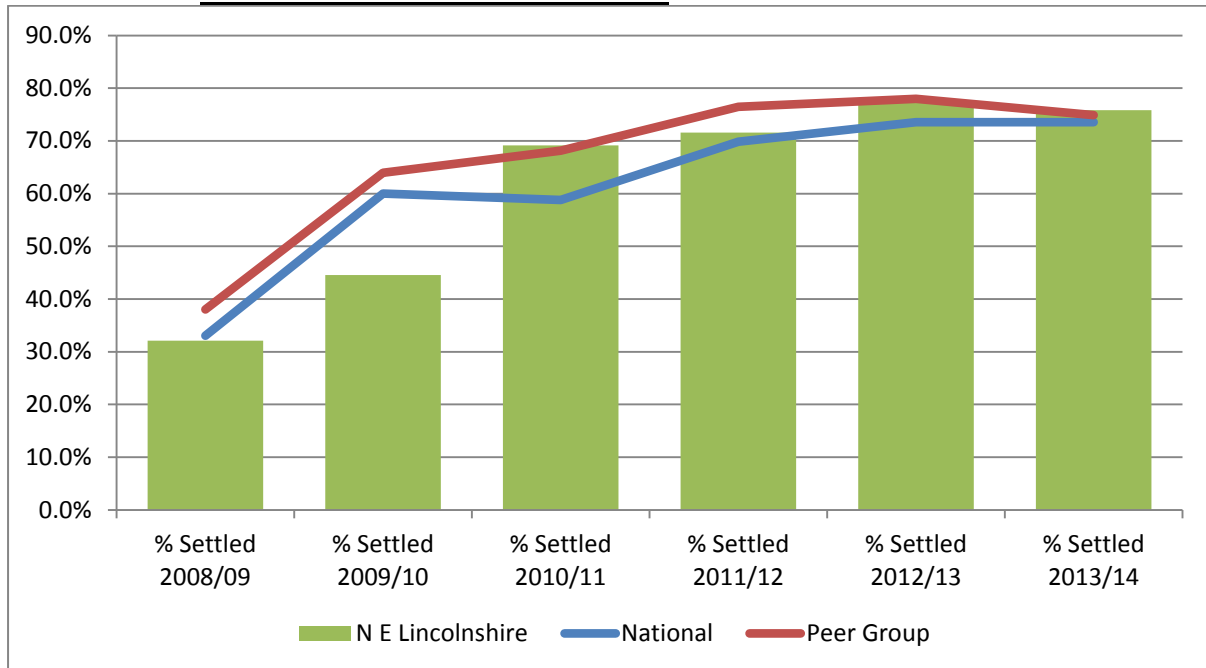
NELC are third in their overall peer group at 73.5%. Significantly above both their peer group and National rates (60%)

TRENDS, TARGETS & PROJECTIONS

Figure 3 shows that NELC has been steadily increasing those patients in settled accommodation since 2008/09 but dropped slightly in 2013-14. NELC is now within target for both its peer group and national rate (74.9%)

NE LINCOLNSHIRE JSNA INDICATOR SUMMARY

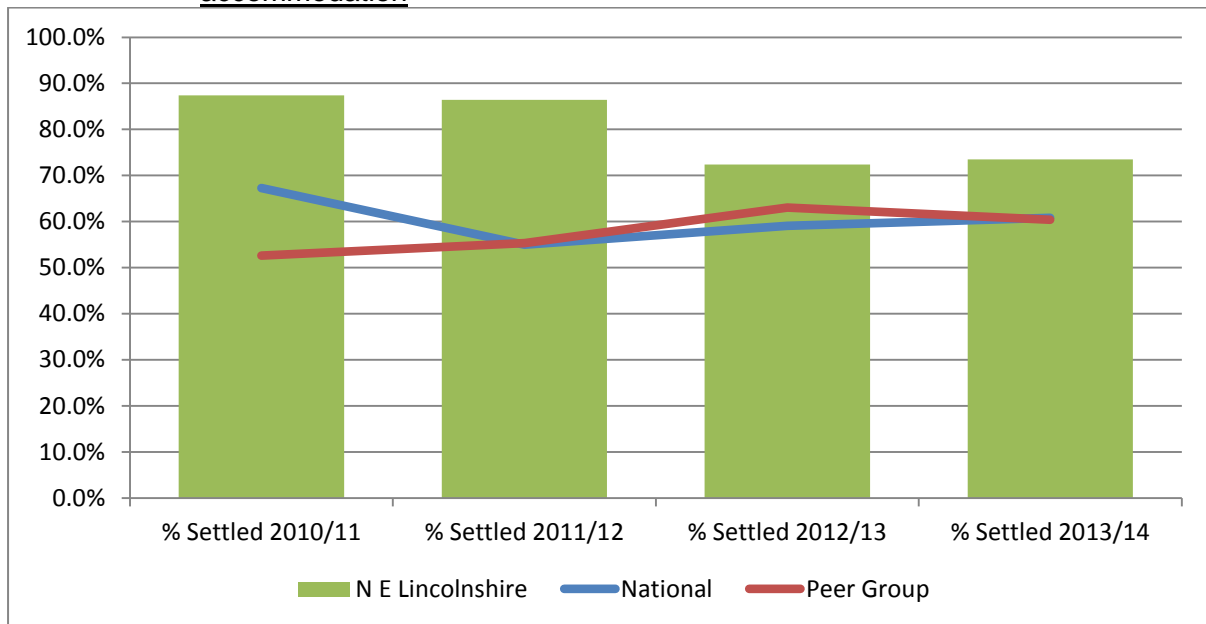
Figure 3 Trends of adults known to social care services as being in settled accommodation 2008/09 to 2013/14



Data Source: ASC Combined Activity Return (ASC-CAR), Health & Social Care Information Centre (HSCIC)

Figure 4 shows that NELC has dropped throughout the past three years but that 2013-14 is showing a slight increase for patients in settled accommodation. However on all years recorded NELC are showing to be above SHA and National figures. While the NELC figures fall in line with National falling figures between 2010-11 and 2011-12, National figures are on the increase while NELC figures are now once again increasing.

Figure 4 Trends of adults receiving MH services known to be in settled accommodation



Public Data Sources:	https://nascis.hscic.gov.uk/
-----------------------------	---

NE LINCOLNSHIRE JSNA INDICATOR SUMMARY