

**Module 6 -
5 up in NEL - Impact across the Lifecourse**

Content Overview

- 6.1 5 up in NEL - Impact across the Lifecourse
- 6.2 What did we discover about 5 up in NEL?
 - 6.2.1 Pregnancy and birth risk factors
 - 6.2.2 Outcomes for 5 year olds
- 6.3 Key Points

6.1 5 up in NEL - Impact across the Lifecourse

Risk Factors at Birth

- Late Booking
- Low Birth Weight
- Smoking in Pregnancy
- Breastfeeding Initiation

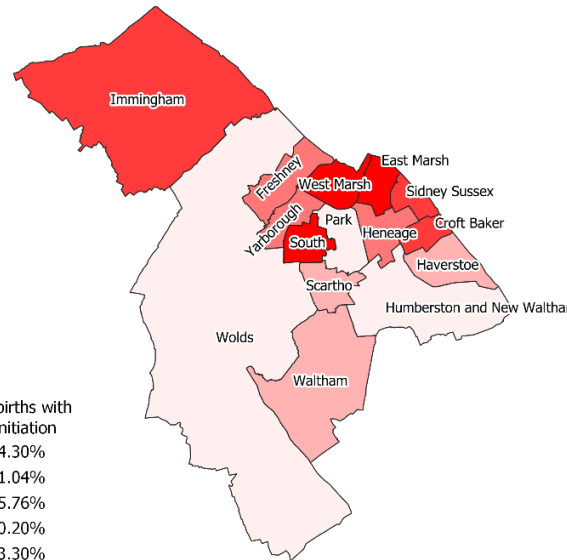
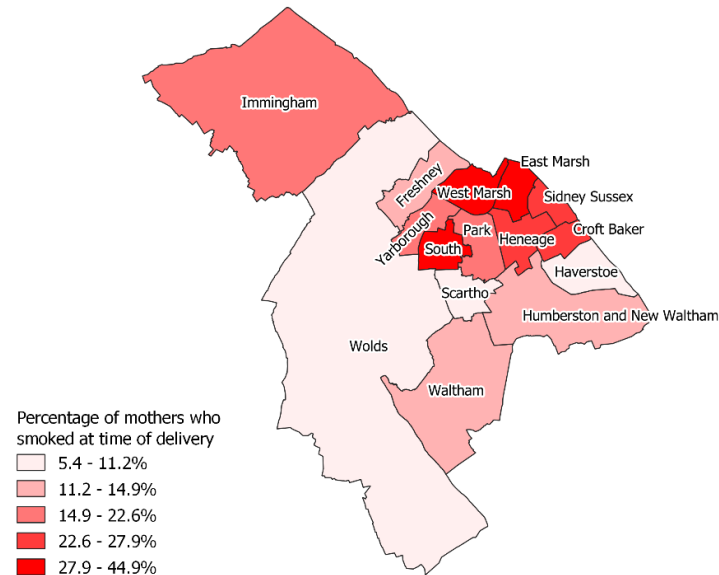
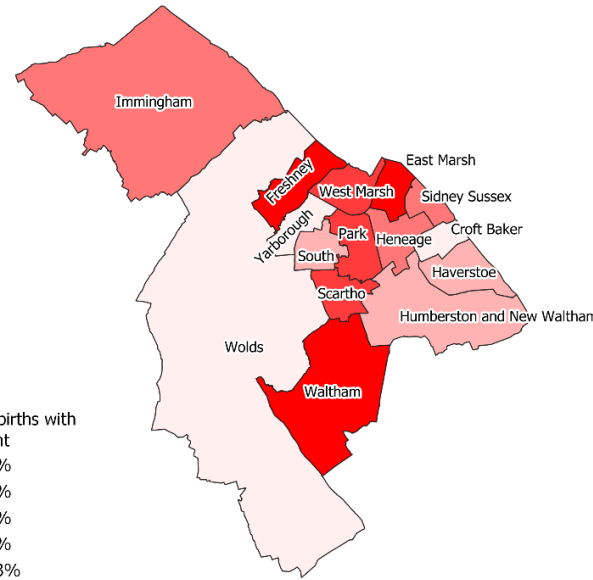
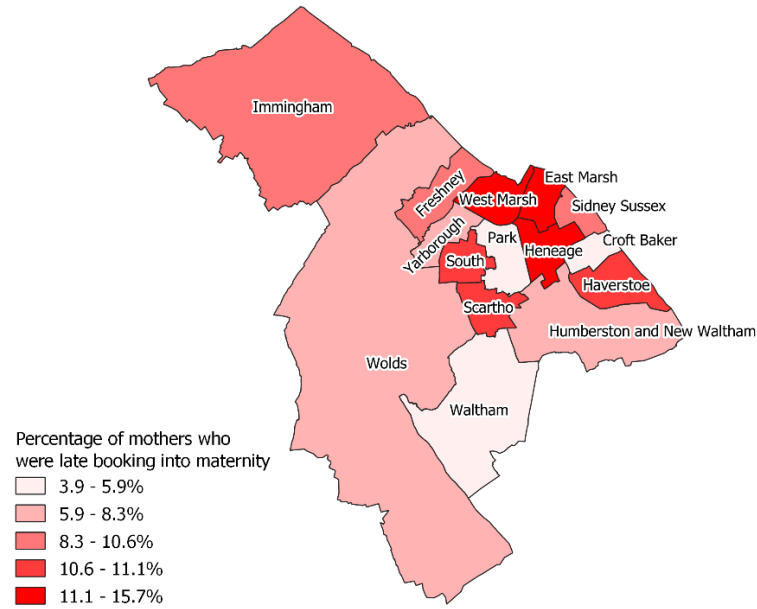
Outcomes at 5 years of age

- Dental decay
- School Readiness
- Obesity

6.2 What did we discover about 5 up in NEL?

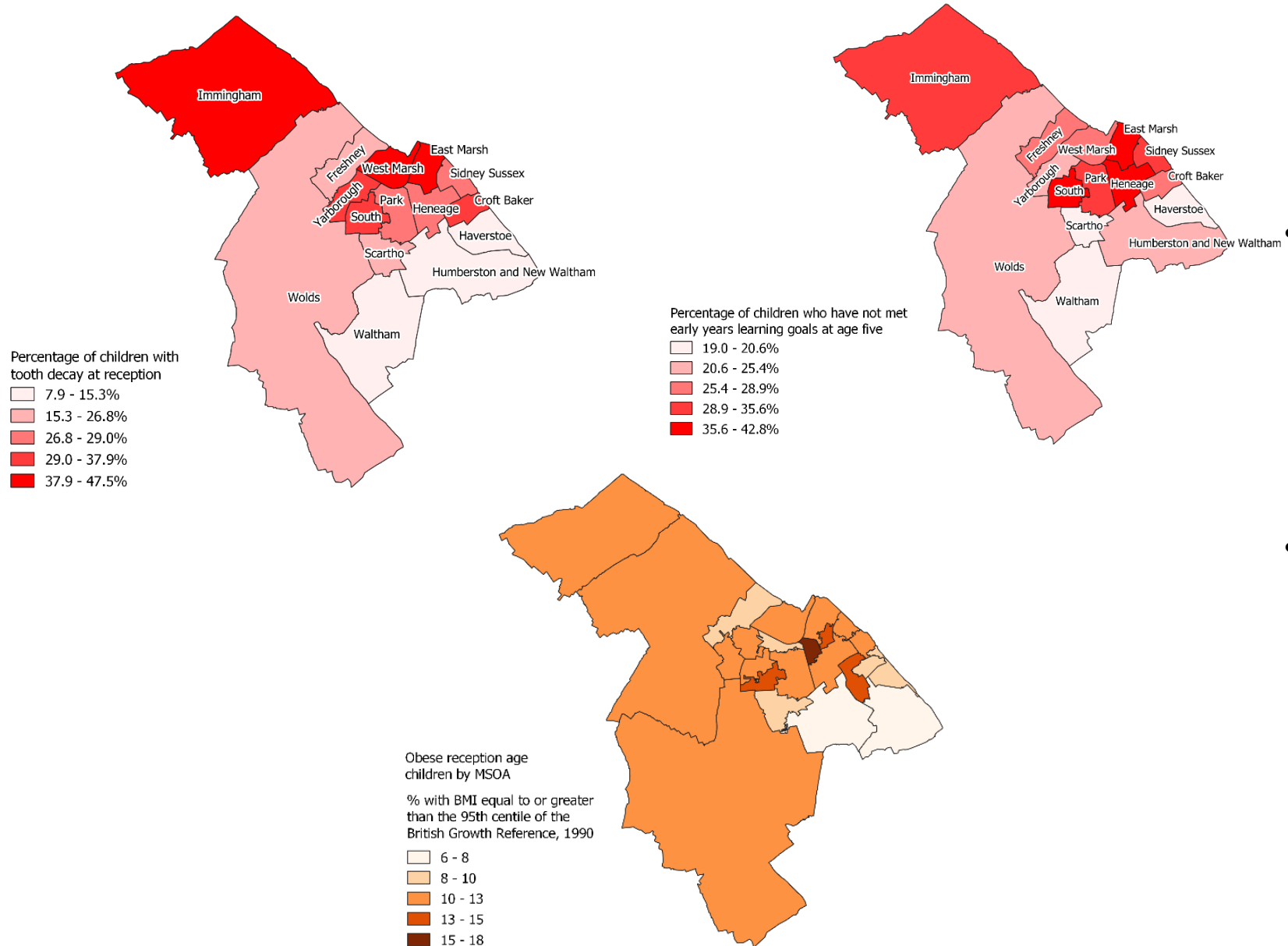
- Children living in East Marsh, West Marsh, Immingham, South and Heneage wards generally had worse outcomes at age 5.
- They were less likely to achieve a good level of development at the end of reception year, more likely to have tooth decay and to be obese.
- For this cohort of children it was those born in East Marsh and West Marsh wards who ranked worst for indicators relating to pregnancy and birth.

6.2.1 Pregnancy and birth risk factors 2012/13



- For this cohort of children it was those born in East Marsh, West Marsh and South wards who ranked worst for risk factors relating to pregnancy and birth.
- South ward had the lowest breastfeeding rates and 3rd highest (worst) smoking in pregnancy rates.
- Within North East Lincolnshire there is a massive inequalities gap in smoking in pregnancy. In 2012/13 44.9% of women in East Marsh smoked in pregnancy compared to 5.4% in Haverstoe. By 2018/19 East Marsh had barely changed with 43.3% of pregnant women smoking compared to just 1.5% in Haverstoe.

6.2.2 Outcomes for 5 year olds



- With the exception of obesity in reception year, East Marsh ward is in the bottom 3 for all other outcome indicators. It is also in the bottom 3 for all pregnancy and birth risk factors.
- For Heneage and Immingham wards the risk factors relating to pregnancy and birth were average but school readiness and obesity outcomes at age 5 ranked within the worst three.
- With the exception of low birth weight, South ward ranked towards the bottom for all other birth risk factors and outcome indicators at age 5.

6.3 Key Points

- East Marsh had the worst outcomes at birth and at five with the exception of excess weight. West Marsh was also in the bottom 3 for most indicators at birth and five.
- For Heneage and Immingham wards the risk factors at birth were fairly average but by the time children reached 5 years of age they had some of the worst outcomes.